


Safari

Lesson 1 – The Journey

- In this lesson the children will be introduced to the focus for the month: **seeking GOD.**
- In today's lesson the children will learn that seeking GOD can be exciting and rewarding.
- This month's Life Point: When I seek the Lord I will not lack anything.

Scripture Study

The Parable of the Lost Coin
Luke 15:8-10



Prayer before the Service:

Dear Lord Jesus, fill this class with Your presence. Conquer any fears in our hearts. Overflow our hearts with Your Spirit. Make us be full of You. Amen.

Memory Verse

Psalm 34:10

"Even strong young lions sometimes go hungry, but those who seek in the Lord will lack no good thing."



Memory Verse Song:

The Rizers – Psalm 34:10
"The Good Song"

You Tube Link

<https://youtu.be/X1ndN62TbyA>

The Redemption Story

(10-15 min.)

The point of this activity is to present the salvation message in brief at each lesson.

Instructions: Follow the pictures on the board or Power Point slide to tell the children about God's plan to restore our relationship with Him. Invite children who are familiar with the pictures to describe the images to the class. Always have someone ready in the classroom to pray with a child who desires to accept Jesus as his Savior or to be available to pray for any needs a child may have.

Safari

Lesson 1 – The Journey

Object Lesson

(15 minutes)

Supplies:

Safari Hat

Binoculars

Rope

Vest

Point the children to God, then Give the Holy Spirit room to take over the lesson.

***Safari:** A group of people on a journey for the specific purpose of observing wild animals.*

(Wear the Safari hat, vest, binoculars on your hand and rope across your chest) (Hide a Bible in the classroom. Use a book mark on Luke 15:8-10)

Hello Kids! Do you notice something different about me? (wait for responses) With this kind of outfit I could be going anywhere! I am ready for adventure! I want to invite each of you to come along with me! What do you say?! Yes? Great!

Do you know what a Safari is? (allow a child to respond then give definition)

Observing wild animals is definitely exciting, adventurous and we can learn a lot from them. Since I could not hide a wild animal in this classroom, I did hide something that is very exciting and can even more adventurous than any wild animal. Will you join me on a journey today?!

If your answer is 'yes!' then go and find what I have hidden so that we can begin our journey. (Allow time for the kids to search for the Bible. If necessary, give the children clues.)

(The child that finds the Bible gets to wear the teacher's Safari hat.)

Thank you! The Bible is exciting, filled with adventures and challenges. Now, with this Bible you are ready to set on a journey to seek GOD face to face and experience the wildest journey of your life.

Teaching Tips:

- Carry the passion of your own personal desire to know God intimately, into the classroom. Be excited, passionate, eager!
- Listen to the Holy Spirit as you teach – What is He telling you? Stop. Be continually aware that God is in the mist of your classroom.
- If you make a mistake, correct it as soon as possible. Do not be embarrassed. Children are very forgiving. It is your responsibility to teach the truth. (2 Timothy 2:15)

Safari

Lesson 1 – The Journey

The Message

Supplies:

Continue to wear the Safari outfit.

Flashlight

*Share an age appropriate testimony of a time when you sought God during worship or in a difficult situation.

Keep in mind that the Holy Spirit is very interested in the children.

He will minister to their hearts through your teaching.

The Word today comes from Luke 15: 8-10 – (Chose a child to read from his/her Bible, then re-read the passage.)

Raise your hand if you have ever lost money? Now, raise your hand if you have found money that you have lost? Great feeling is it not? - This story in the book of Luke is exciting because you can identify with the woman in the story.

You know what it feels like to lose money and you know the joy you feel when you find it.

But the coin in the story was not really lost. What?! No, really. The coin knew exactly where ***it*** was. The coin did not vanish or simply disintegrate. The woman considered the coin lost because ***she*** did not know where the coin was. She focused on what went wrong.

Have you ever felt that GOD is far from you? Have you ever felt like maybe GOD does not really hear you? Or maybe you just can't seem to find GOD in a difficult situation? (wait for responses)

There are times when each of us feels this way. But GOD is not lost. GOD has not simply disappeared or vanished from our lives. We are just so focused on what has gone wrong that we lose sight of GOD.

But, just like the woman in the story who ***lit the lamp*** (*turn on flashlight*) and ***searched carefully***, we must also light the lamp and seek after GOD.

Psalms 119:105 says *"Your word is a lamp for my feet, a light to my path."* To find GOD **you must first light the lamp** (flash the light on the Bible) that means read His WORD and **search for Him with all our heart, soul, mind and strength.**

Jeremiah 29:13 says *"If you look for me with your whole heart, you will find me."*

What did the woman do after she found her coin? (wait for responses) - She called her friends and neighbors to rejoice with her!

When you go on this journey with GOD, it is never boring. When it becomes boring then you must light the lamp again. Read His Word. You must also call your friends and neighbors and share your happiness with them.

Safari

Lesson 1 – The Journey

Seeking GOD Safari Binoculars Craft

Items: Colorful cardstock paper. Scissors. Stickers. Stapler. Colorful Duck Tape. Markers. String.

Instructions for one pair of binoculars:

Fold one 8 ½ x 11 cardstocks in half. Cut.

Roll each half to form a tube. Use staple to secure each tube.

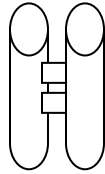
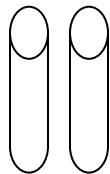
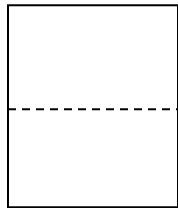
Use the tape to attach one tube to the other.

Cut one 24-inch string. Use tape or stapler to attach each end of the string to binoculars.

You can also use a thick black marker and write: **'Seek'** on one tube and **'GOD'** on the other.

Have the kids decorate their new binoculars with stickers and markers.

***It is recommended to have the binoculars pre-made for the children to decorate if you are short on time.**



Safari

Lesson 1 – The Journey

ADDITIONAL GAMES AND ACTIVITIES FOR THIS MONTH

(These activities are to be used when you have spare time after a lesson)

Find the Coin (week 1)

Items: one quarter

Presentation: What GOD is able to give you is worth a lot more than money. Search after GOD. Go after Him. He is much, much more valuable than any treasure.

Instructions: Hide the quarter in the classroom. Have the kids search for the missing coin. Review the story of the 'Lost Coin' with the children.

Monkey See Monkey Do (week 2)

Items: none

Presentation: Monkeys are very curious creatures. They tend to mimic everything they see. Good or bad. We as God's children are to imitate Jesus Christ, not the world. In John 5:19 Jesus said: "I tell you the truth, the Son can do nothing by himself. He does only what he sees the Father doing. Whatever the Father does, the Son also does."

Instructions: This game is played like 'Simon Says' but the key is to encourage children to only use animals they would likely spot if they were in a Safari.

Wild Elephant Races (week 3)

Items: Peanuts, use construction paper and tape to create tubes aka 'elephant noses'.

Presentation: An African bush elephant can run up to 24 mph. That is pretty fast when you take in their size! In 2 Timothy 4:7 Paul says "I have fought the good fight, I have finished the race, and I have remained faithful." Elephants run away from danger. But our race is to live a life faithful to God until we meet Him in heaven.

Instructions: Mark a start and finish line. Line three kids side by side at the starting point and place a peanut on the starting line in front of each kid. The object of the game is to see who can push the peanut to the finish line first... But the kids can only use their noses! (use tape to attach an 'elephant nose' to each kid)

The Lion is King (week 4)

Items: 12 pieces of construction paper. On two write: Elephant. On two write: Zebra. On two write: Giraffe. On two write: Rhino. On two write: Lion. On two write: Cheetah.

Presentation: In Hosea 11:10 God says: "For someday the people will follow me. I, the LORD will roar like a lion. And when I roar, my people will return trembling..." In the wild, the lion is feared. Considered the king of the animals. Our GOD is our KING and he is to be feared by all.

Instructions: This game is played as the 'Memory Game'. Choose two children. Each child turns two cards. The object is to match a pair. Children take one turn each. The child with most pairs wins. Here is the twist... If a child finds the LION pair, he wins the game immediately!